

On the influence of random wind stress errors on the four dimensional, midlatitude, ocean inverse problem

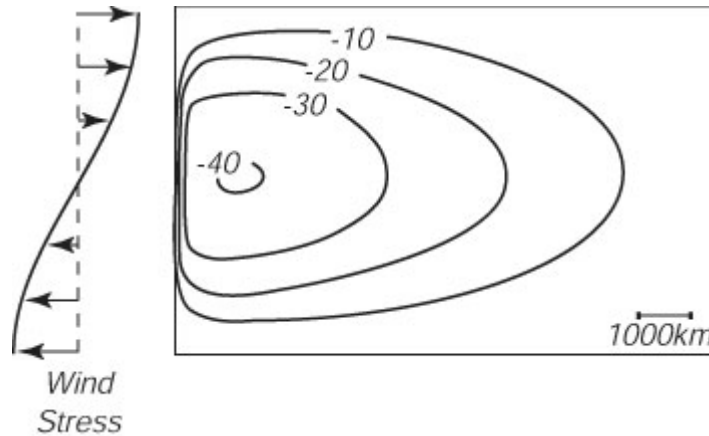
Tsuyoshi Wakamatsu^{†‡}, Mike Foreman[†], Patrick Cummins[†], Josef Cherniawsky[†]

[†] Institute of Ocean Sciences / DFO, Canada

[‡] SEOS / Uvic, Canada

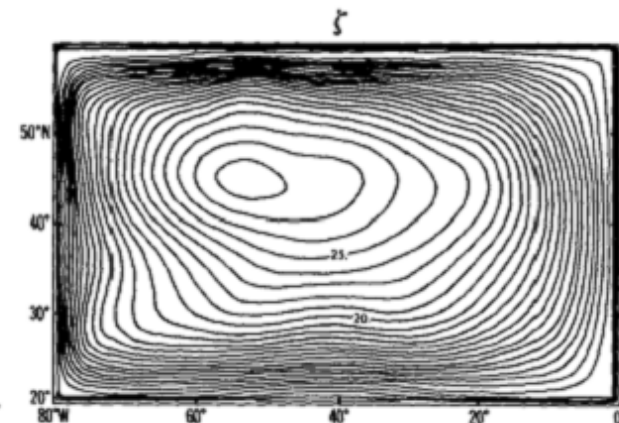
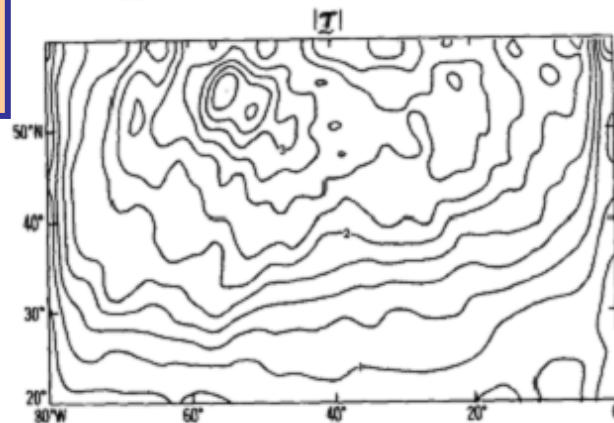
deterministic
solution

The upper ocean circulation with a length scale $> o(100\text{km})$ is controlled by wind stress curl both in deterministic and stochastic components.



stream function
(Stommel, 1948)

stochastic
solution



stochastic wind stress (left) and sea surface height variance (right) (Willebrand et al., 1980)

4DVAR formulation with wind stress error

cost function :

$$J = \underbrace{\frac{1}{2}(\mathbf{y} - \mathbf{H}\mathbf{x})^T \mathbf{R}^{-1}(\mathbf{y} - \mathbf{H}\mathbf{x})}_{\text{model-data misfits}} + \dots + \underbrace{\frac{1}{2}\tilde{\boldsymbol{\tau}}_x^T \mathbf{Q}_{\tau_x}^{-1}\tilde{\boldsymbol{\tau}}_x + \frac{1}{2}\tilde{\boldsymbol{\tau}}_y^T \mathbf{Q}_{\tau_y}^{-1}\tilde{\boldsymbol{\tau}}_y}_{\text{uncertainties in wind stress fields}} + \dots$$

(e.g. Stammer et al. 2002)

dynamical constraint : $\mathbf{M}\mathbf{x} = \bar{\mathbf{f}} + \tilde{\boldsymbol{\tau}}$

ocean model dynamical operator : \mathbf{M}

model state variables : \mathbf{x}

known forcing (wind stress) : $\bar{\mathbf{f}}$

forcing (wind stress) error : $\tilde{\boldsymbol{\tau}}$

forcing (wind stress) error covariance : \mathbf{Q}_{τ}

data : \mathbf{y}

measurement error covariance : \mathbf{R}

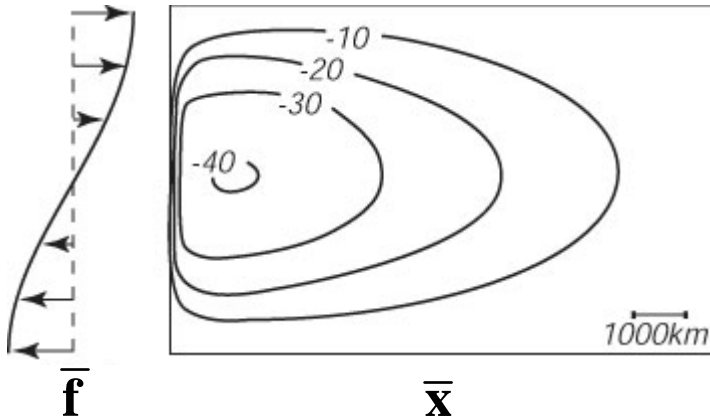
projection from model space
to data space: : \mathbf{H}

4DVAR formulation

cost function :

$$J = \underbrace{\frac{1}{2}(\mathbf{y} - \mathbf{H}\mathbf{x})^T \mathbf{R}^{-1}(\mathbf{y} - \mathbf{H}\mathbf{x})}_{\text{model-data misfits}} + \dots + \underbrace{\frac{1}{2}\tilde{\boldsymbol{\tau}}_x^T \mathbf{Q}_{\tau_x}^{-1}\tilde{\boldsymbol{\tau}}_x + \frac{1}{2}\tilde{\boldsymbol{\tau}}_y^T \mathbf{Q}_{\tau_y}^{-1}\tilde{\boldsymbol{\tau}}_y}_{\text{uncertainties in wind stress fields}} + \dots$$

deterministic solution : $\mathbf{M}\bar{\mathbf{x}} = \bar{\mathbf{f}}$



4DVAR formulation

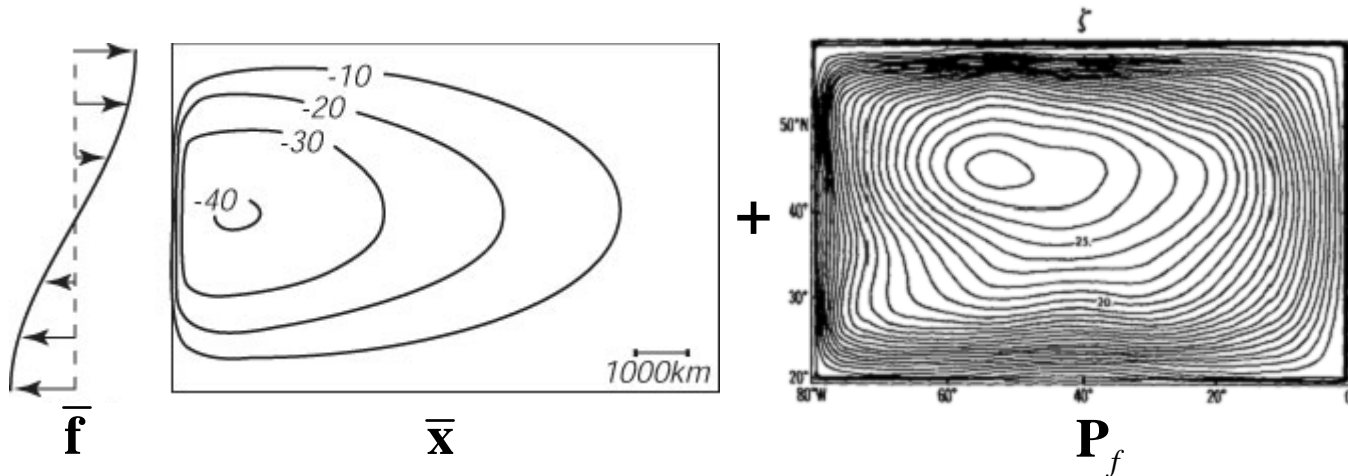
cost function :

$$J = \underbrace{\frac{1}{2}(\mathbf{y} - \mathbf{H}\mathbf{x})^T \mathbf{R}^{-1}(\mathbf{y} - \mathbf{H}\mathbf{x})}_{\text{model-data misfits}} + \dots + \underbrace{\frac{1}{2}\tilde{\boldsymbol{\tau}}_x^T \mathbf{Q}_{\tau_x}^{-1}\tilde{\boldsymbol{\tau}}_x + \frac{1}{2}\tilde{\boldsymbol{\tau}}_y^T \mathbf{Q}_{\tau_y}^{-1}\tilde{\boldsymbol{\tau}}_y}_{\text{uncertainties in wind stress fields}} + \dots$$

deterministic solution : $\mathbf{M}\bar{\mathbf{x}} = \bar{\mathbf{f}}$

stochastic solution : $\mathbf{M}\mathbf{x} = \bar{\mathbf{f}} + \tilde{\boldsymbol{\tau}}, \langle \tilde{\boldsymbol{\tau}}\tilde{\boldsymbol{\tau}}^T \rangle = \mathbf{Q}_\tau$

prior error covariance : $\mathbf{P}_f \equiv \langle (\mathbf{x} - \bar{\mathbf{x}})(\mathbf{x} - \bar{\mathbf{x}})^T \rangle = \mathbf{P}_f(\mathbf{Q}_\tau)$



4DVAR formulation

cost function :

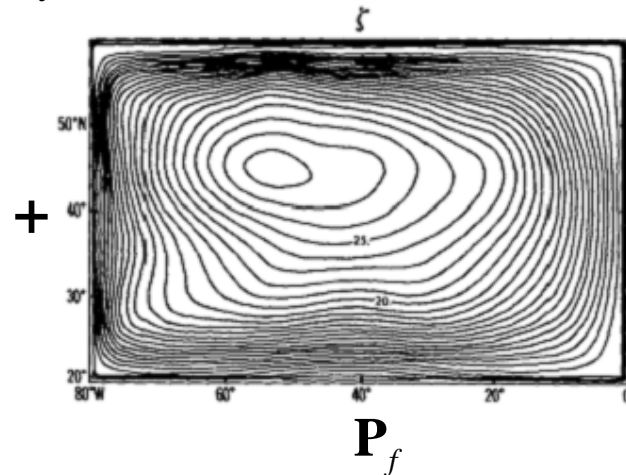
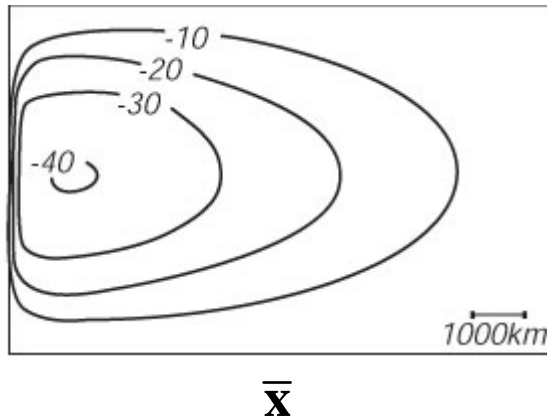
$$J = \underbrace{\frac{1}{2}(\mathbf{y} - \mathbf{H}\mathbf{x})^T \mathbf{R}^{-1}(\mathbf{y} - \mathbf{H}\mathbf{x})}_{\text{model-data misfits}} + \dots + \underbrace{\frac{1}{2}\tilde{\boldsymbol{\tau}}_x^T \mathbf{Q}_{\tau_x}^{-1}\tilde{\boldsymbol{\tau}}_x + \frac{1}{2}\tilde{\boldsymbol{\tau}}_y^T \mathbf{Q}_{\tau_y}^{-1}\tilde{\boldsymbol{\tau}}_y}_{\text{uncertainties in wind stress fields}} + \dots$$

deterministic solution : $\mathbf{M}\bar{\mathbf{x}} = \bar{\mathbf{f}}$

stochastic solution : $\mathbf{M}\mathbf{x} = \bar{\mathbf{f}} + \tilde{\boldsymbol{\tau}}, \langle \tilde{\boldsymbol{\tau}}\tilde{\boldsymbol{\tau}}^T \rangle = \mathbf{Q}_\tau$

prior error covariance : $\mathbf{P}_f \equiv \langle (\mathbf{x} - \bar{\mathbf{x}})(\mathbf{x} - \bar{\mathbf{x}})^T \rangle = \mathbf{P}_f(\mathbf{Q}_\tau)$

optimal estimation : $\mathbf{x}_a = \bar{\mathbf{x}} + \mathbf{P}_f \mathbf{H}^T \mathbf{b}$



+ \mathbf{y} (data) = \mathbf{x}_a

4DVAR formulation

cost function :

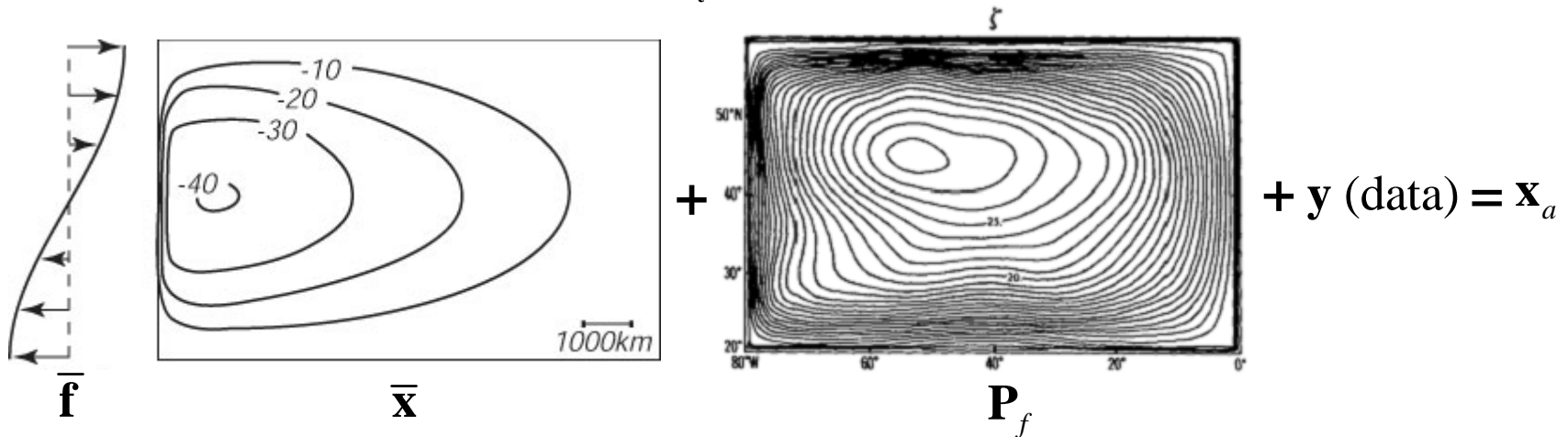
$$J = \underbrace{\frac{1}{2}(\mathbf{y} - \mathbf{H}\mathbf{x})^T \mathbf{R}^{-1}(\mathbf{y} - \mathbf{H}\mathbf{x})}_{\text{model-data misfits}} + \dots + \underbrace{\frac{1}{2}\tilde{\boldsymbol{\tau}}_x^T \mathbf{Q}_{\tau_x}^{-1}\tilde{\boldsymbol{\tau}}_x + \frac{1}{2}\tilde{\boldsymbol{\tau}}_y^T \mathbf{Q}_{\tau_y}^{-1}\tilde{\boldsymbol{\tau}}_y}_{\text{uncertainties in wind stress fields}} + \dots$$

deterministic solution : $\mathbf{M}\bar{\mathbf{x}} = \bar{\mathbf{f}}$

stochastic solution : $\mathbf{M}\mathbf{x} = \bar{\mathbf{f}} + \tilde{\boldsymbol{\tau}}, \langle \tilde{\boldsymbol{\tau}}\tilde{\boldsymbol{\tau}}^T \rangle = \mathbf{Q}_\tau$

prior error covariance : $\mathbf{P}_f \equiv \langle (\mathbf{x} - \bar{\mathbf{x}})(\mathbf{x} - \bar{\mathbf{x}})^T \rangle = \mathbf{P}_f(\mathbf{Q}_\tau)$

optimal estimation : $\mathbf{x}_a = \bar{\mathbf{x}} + \mathbf{P}_f \mathbf{H}^T \mathbf{b}$



It sounds straight forward, but what is the role of wind stress curl error in the solution ?

Forcing error model and ocean circulation model

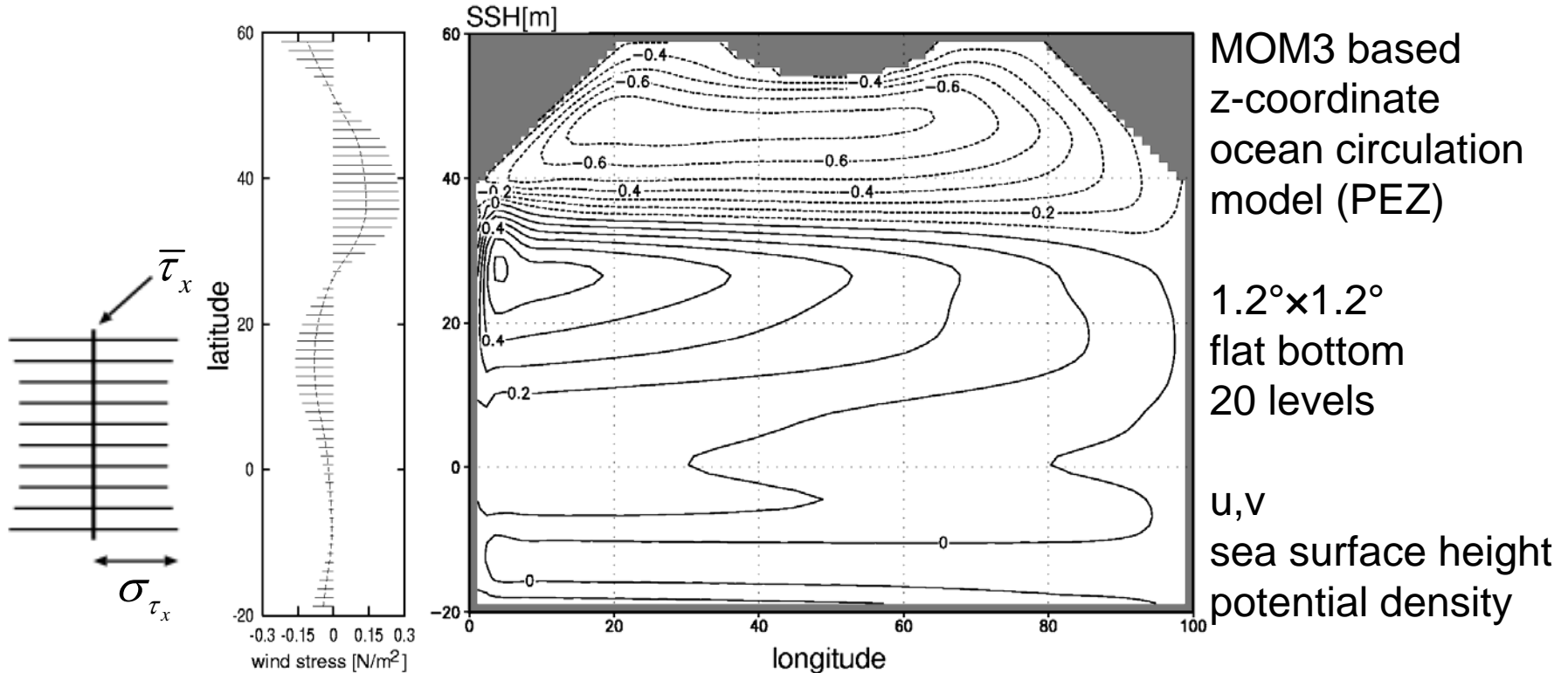
Known wind stress : $\bar{\tau}_x = \bar{\tau}_x(x, y)$, $\bar{\tau}_y = 0 \rightarrow 10$ years spinning up

Wind stress error : $\tilde{\tau}_x = \sigma_{\tau_x}(y) \delta\tau_x(x, y, t)$, $\tilde{\tau}_y = 0 \rightarrow 1$ year perturbation run

Wind stress error correlation model :

$$\rho_{\tilde{\tau}}(x, y, t; x', y', t') = \exp\left(-\frac{|x-x'|^2}{L_x^2}\right) \exp\left(-\frac{|y-y'|^2}{L_y^2}\right) \exp\left(-\frac{|t-t'|}{L_t}\right)$$

Wind stress error variance model and ocean model domain:



Wind stress curl error covariance

wind stress error : $\tilde{\tau}_x(x, y, t) = \sigma_{\tau_x}(y) \underline{\delta\tau_x(x, y, t)},$

wind stress curl error : $\tilde{\zeta}(x, y, t) \equiv -\frac{\partial \tilde{\tau}_x(x, y, t)}{\partial y}$

$$= -\frac{\partial \sigma_{\tau_x}(y)}{\partial y} \underline{\delta\tau_x(x, y, t)} - \sigma_{\tau_x}(y) \underline{\frac{\partial \delta\tau_x(x, y, t)}{\partial y}},$$

where $\left\langle \delta\tau_x \frac{\partial \delta\tau_x}{\partial y} \right\rangle = 0.$

We started with a single random variable $\delta\tau_x$,
but ended up with two independent random variables $\delta\tau_x$ and $\partial\delta\tau_x / \partial y$.

The wind stress curl error covariance consists of two terms:

$$Q_{\tilde{\zeta}}(x, y, t; x', y', t') = \frac{\partial \sigma(y)}{\partial y} \underbrace{\rho_{\tilde{\tau}_x}(x, y, t; x', y', t')}_{\rho_{\tilde{\tau}_x}} \frac{\partial \sigma(y')}{\partial y} + \sigma(y) \underbrace{R_{\partial \tilde{\tau}_x}(x, y, t; x', y', t')}_{R_{\partial \tilde{\tau}_x}} \sigma(y')$$

$$\equiv \langle \delta\tau_x(x, y, t) \delta\tau_x(x', y', t') \rangle \quad \equiv \left\langle \frac{\partial \delta\tau_x(x, y, t)}{\partial y} \frac{\partial \delta\tau_x(x', y', t')}{\partial y} \right\rangle$$

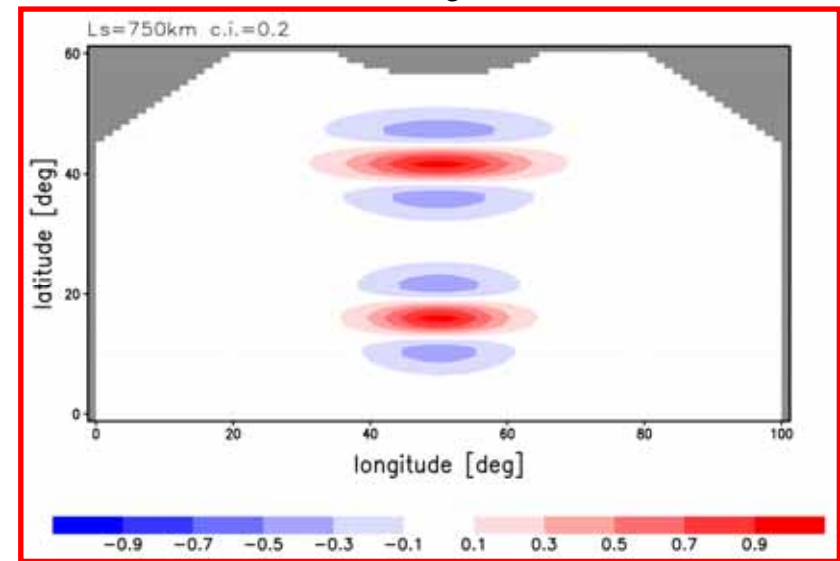
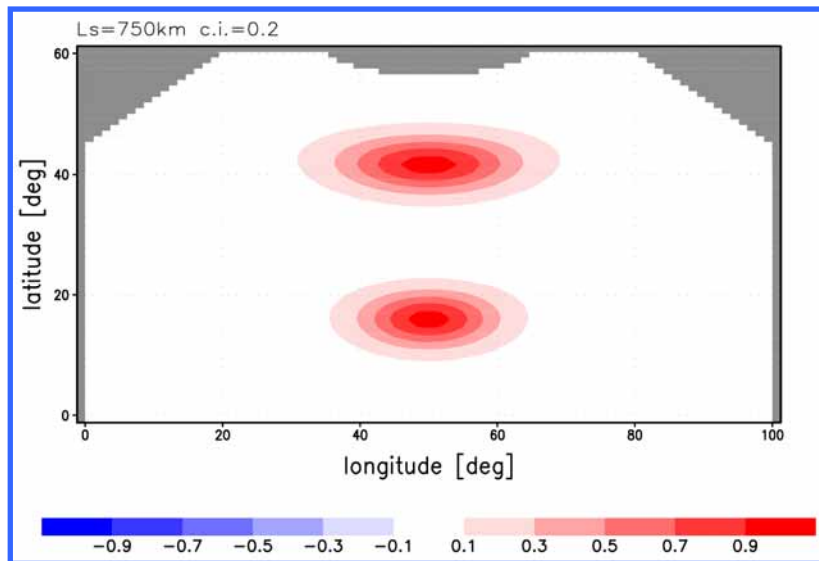
Correlation structure of wind stress curl error

$$Q_{\zeta}(x, y, t; x', y', t') = \left(\frac{\partial \sigma(y)}{\partial y} \right) \underline{\rho_{\tilde{\tau}_x}(x, y, t; x', y', t')} \left(\frac{\partial \sigma(y')}{\partial y} \right) + \frac{\sqrt{2}\sigma(y)}{L_y} \underline{\rho_{\partial \tilde{\tau}_x}(x, y, t; x', y', t')} \frac{\sqrt{2}\sigma(y')}{L_y}$$

$$\rho_{\tau}(x, y, t; x', y', t') = \exp\left(-\frac{|x-x'|^2}{L_x^2}\right) \exp\left(-\frac{|y-y'|^2}{L_y^2}\right) \exp\left(-\frac{|t-t'|}{L_t}\right), \begin{cases} L_s = (L_x + L_y)/2 \\ L_x : L_y = 1 : 2 \end{cases}$$

$$\rho_{\partial \tau}(x, y, t; x', y', t') = \exp\left(-\frac{|x-x'|^2}{L_x^2}\right) \left(1 - \frac{2}{L_y^2}|y-y'|^2\right) \exp\left(-\frac{|y-y'|^2}{L_y^2}\right) \exp\left(-\frac{|t-t'|}{L_t}\right)$$

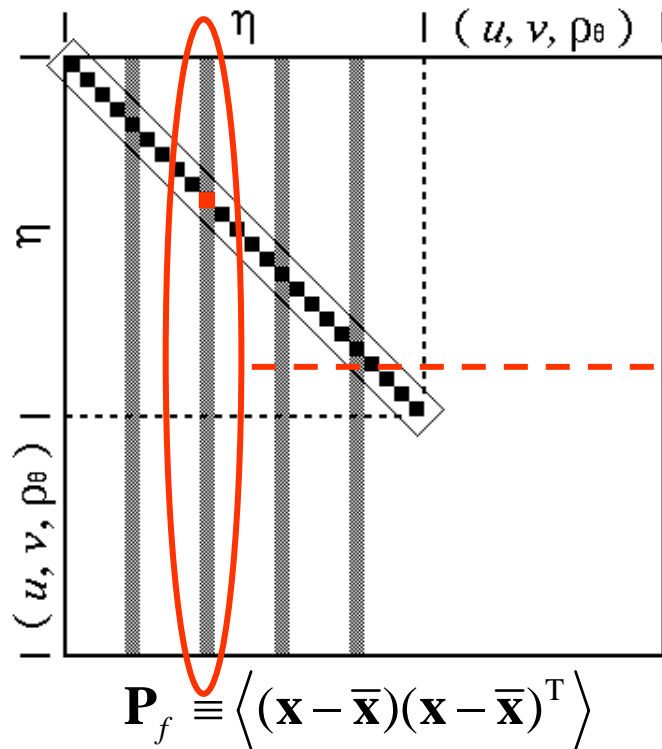
spatial structure of the correlation functions for $L_s=750\text{km}$



Representer vector as a sub space of prior error covariance:

$$\mathbf{x}_a = \bar{\mathbf{x}} + \sum_{m=1}^M b_m \underbrace{\mathbf{P}_f \mathbf{h}_m^T}_{\text{representer vector}} : \text{optimal estimation}$$

When a row vector \mathbf{h}_m is designed to measure a model state variable directly, representer vector is identical to a column of prior error covariance matrix \mathbf{P}_f :

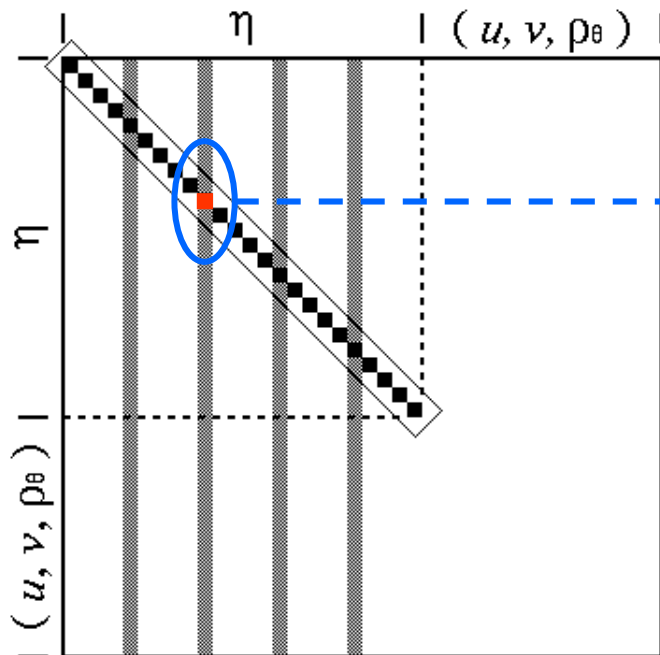


$\mathbf{p}_m = \mathbf{P}_f \mathbf{h}_m^T$: column vector of a prior error covariance matrix

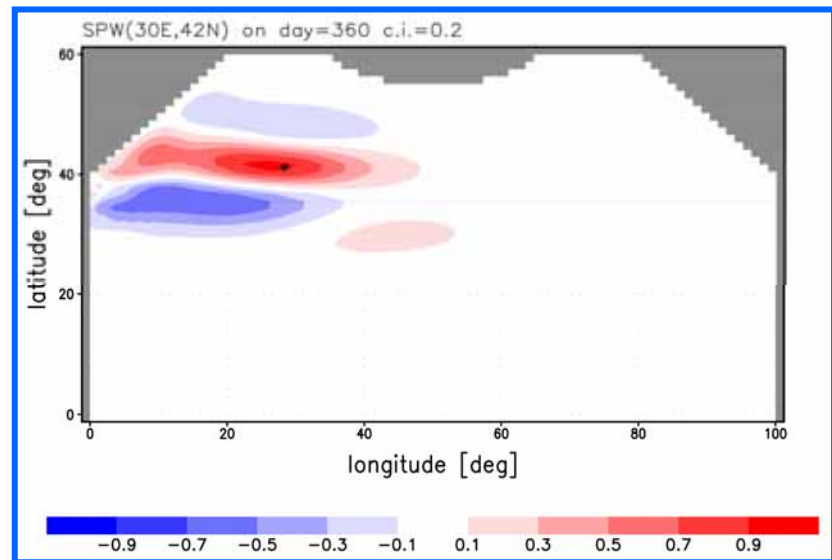
Representer vector as a sub space of prior error covariance:

$$\mathbf{x}_a = \bar{\mathbf{x}} + \sum_{m=1}^M b_m \underbrace{\mathbf{P}_f \mathbf{h}_m^T}_{\text{representer vector}} \quad : \text{optimal estimation}$$

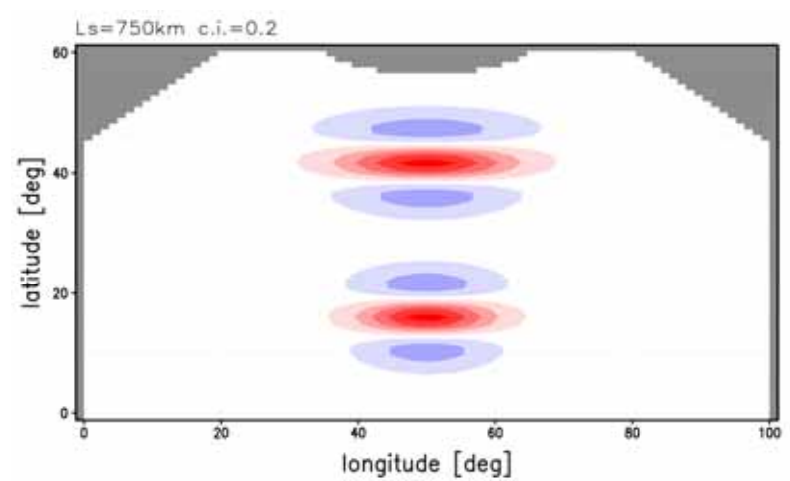
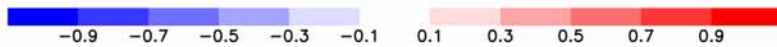
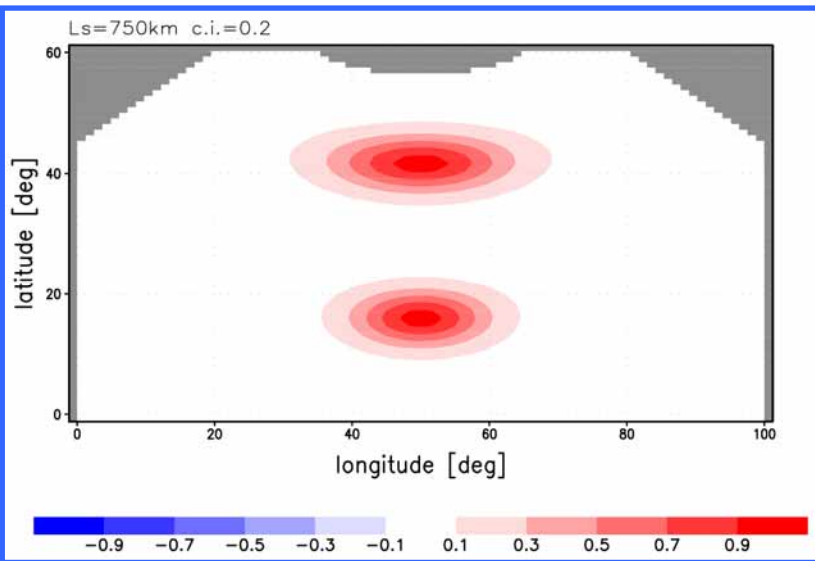
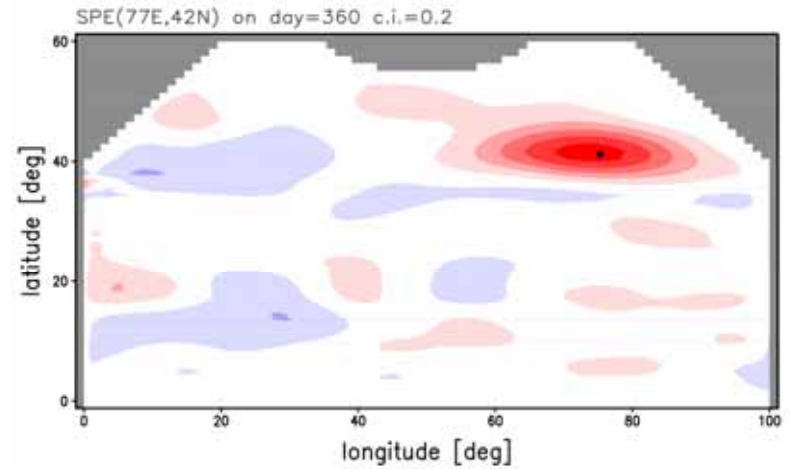
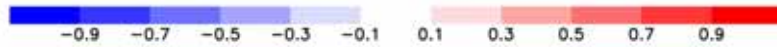
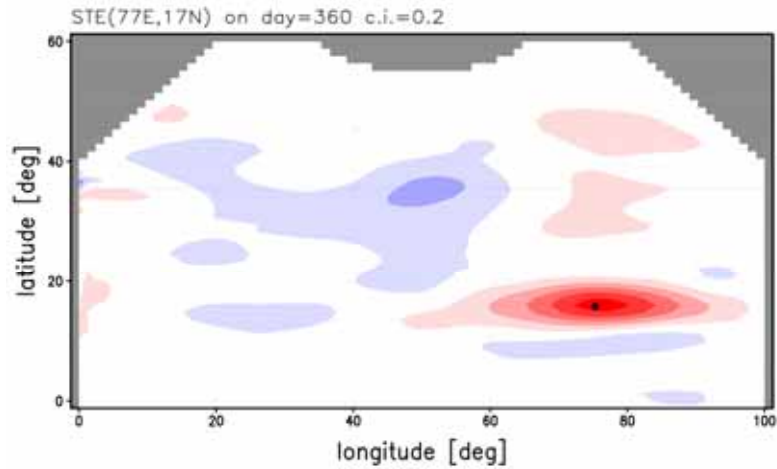
When a row vector \mathbf{h}_m is designed to measure a model state variable directly, representer vector is identical to a column of prior error covariance matrix \mathbf{P}_f :



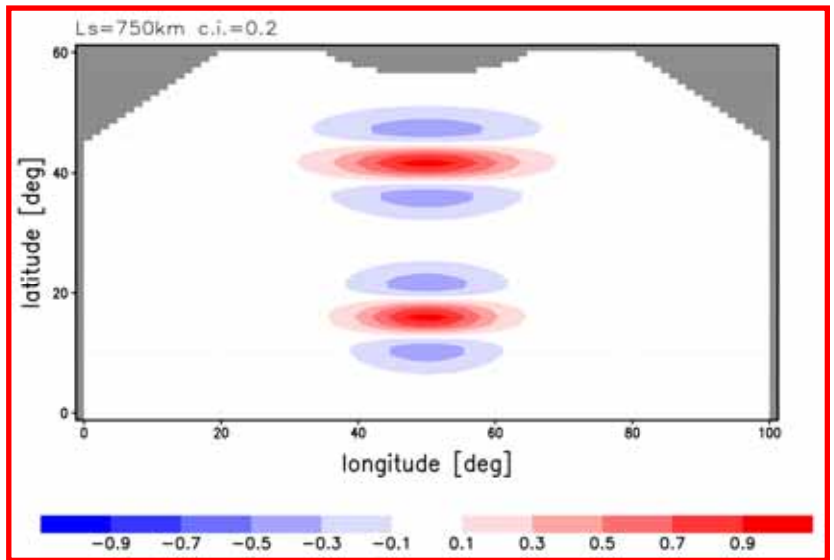
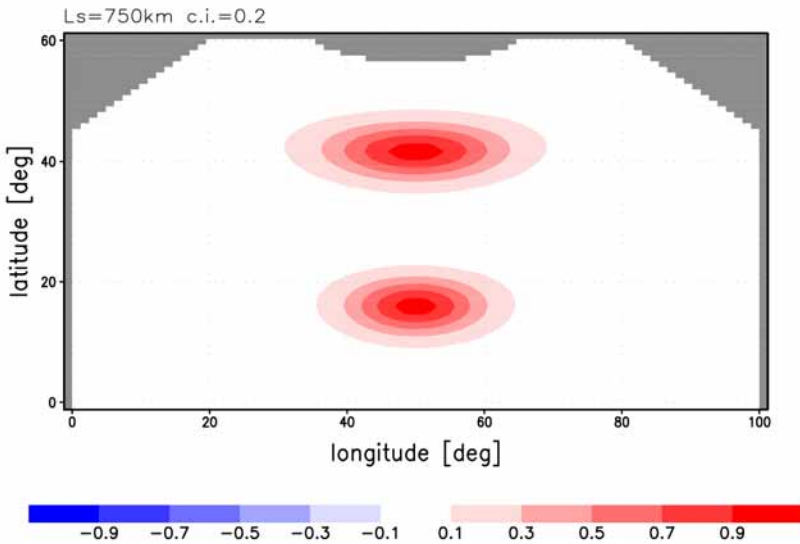
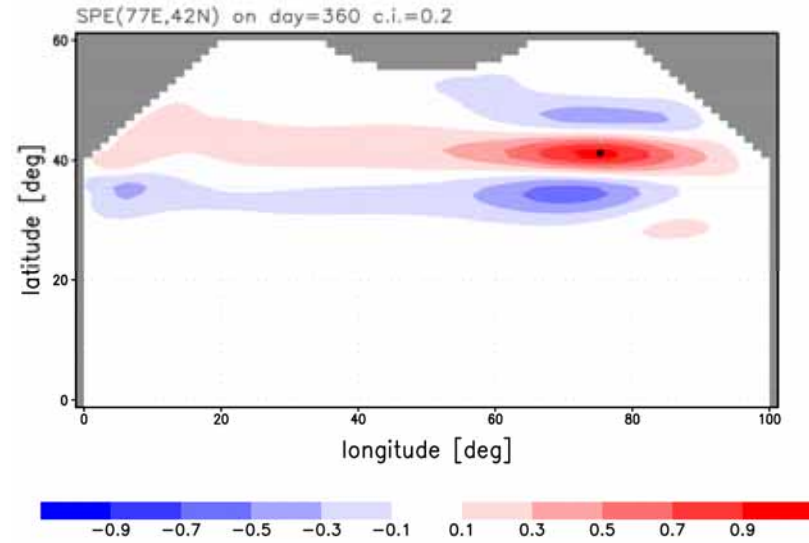
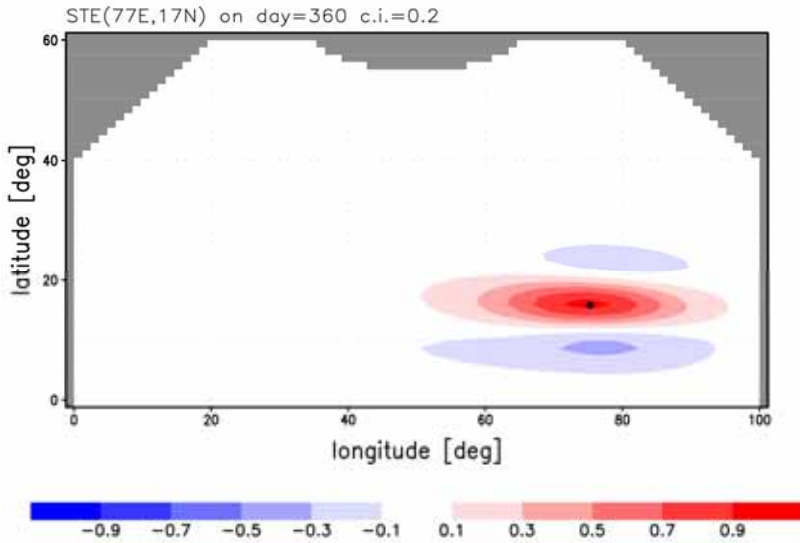
$$\mathbf{P}_f \equiv \langle (\mathbf{x} - \bar{\mathbf{x}})(\mathbf{x} - \bar{\mathbf{x}})^T \rangle$$



Normalized representer of SSH component at day 360: $L_s=750\text{km}$, $L_t=1\text{day}$

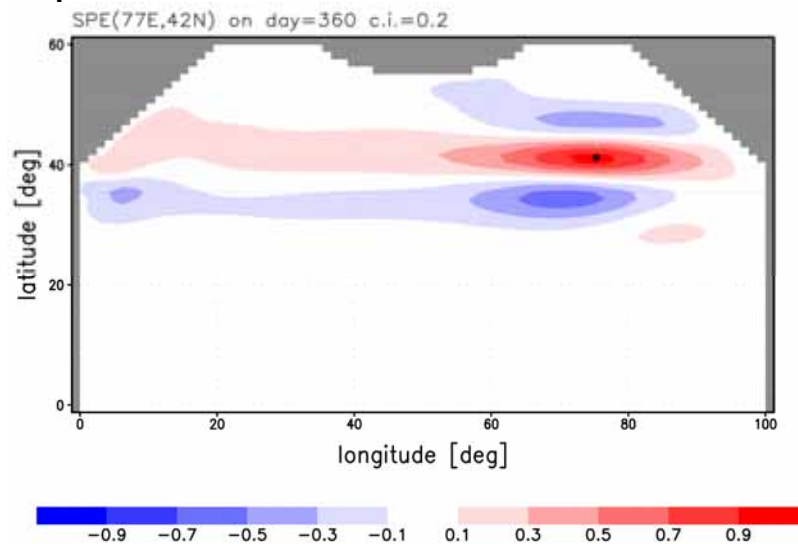
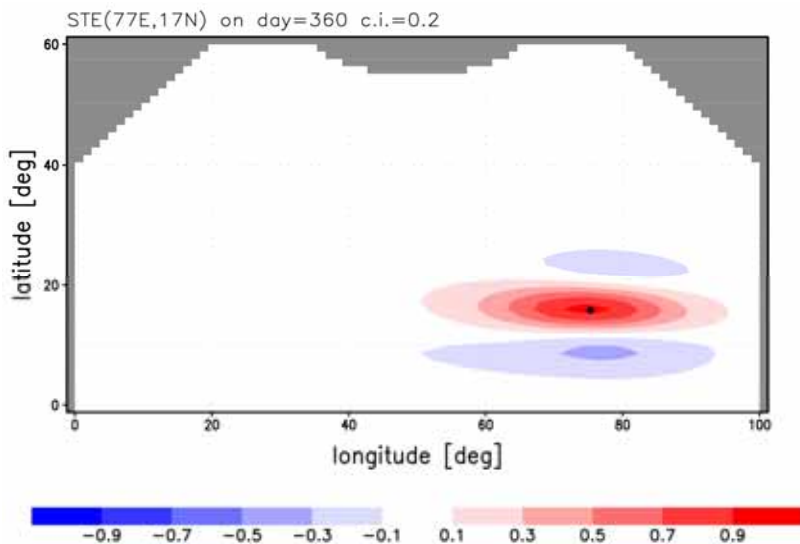


Normalized representer of SSH component at day 360: $L_s=750\text{km}$, $L_t=10\text{day}$

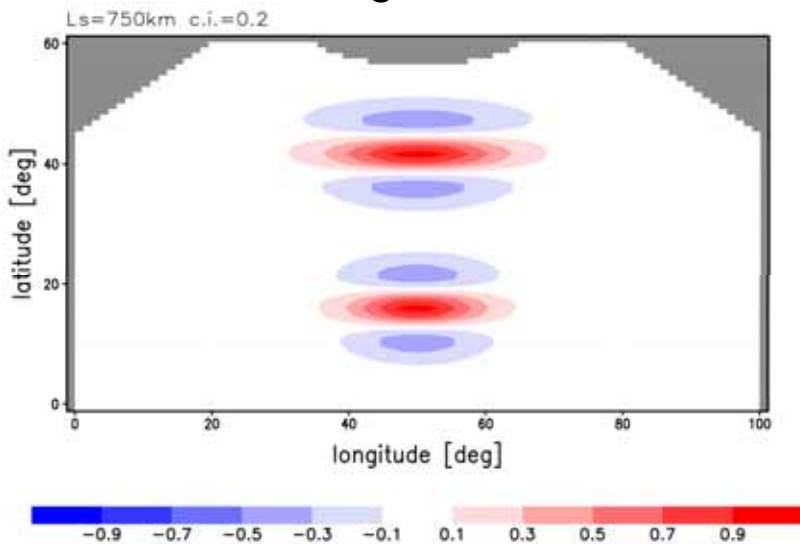


Correlation structure of SSH error: barotropic and baroclinic responses

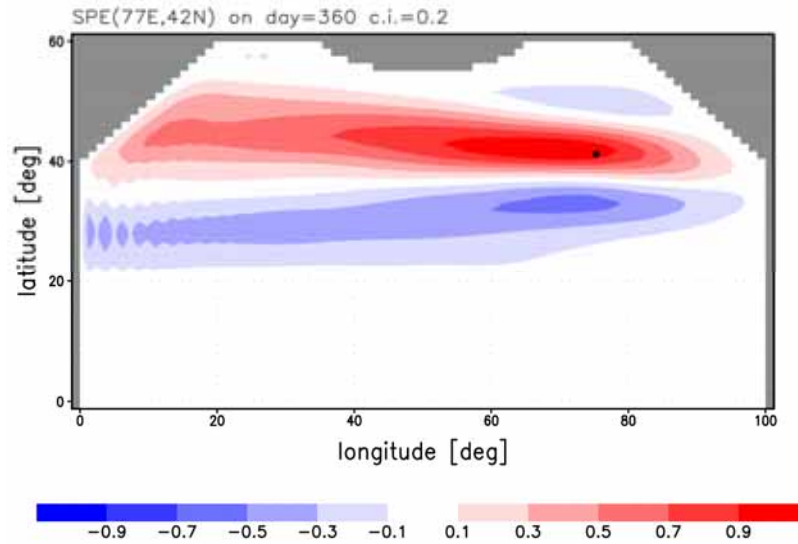
total SSH response



forcing function

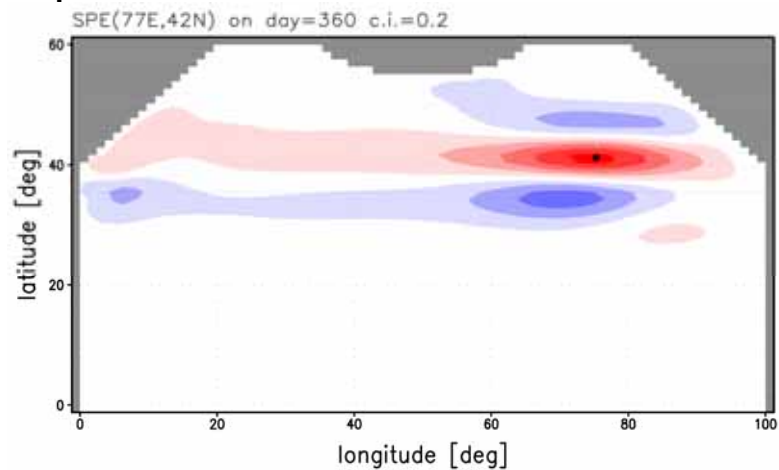
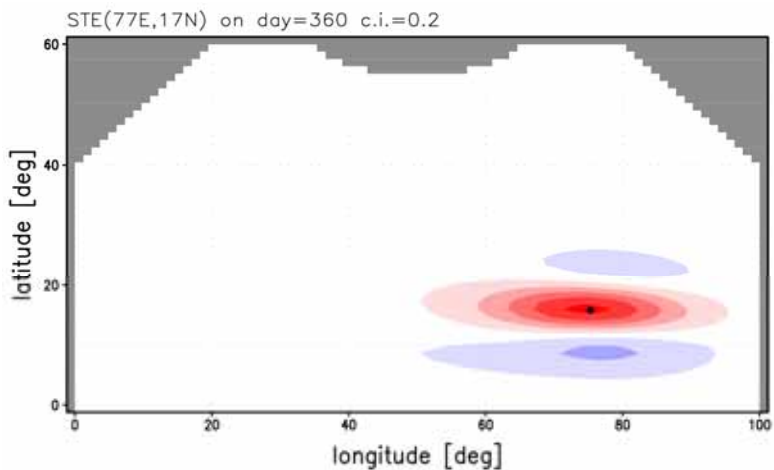


barotropic SSH response

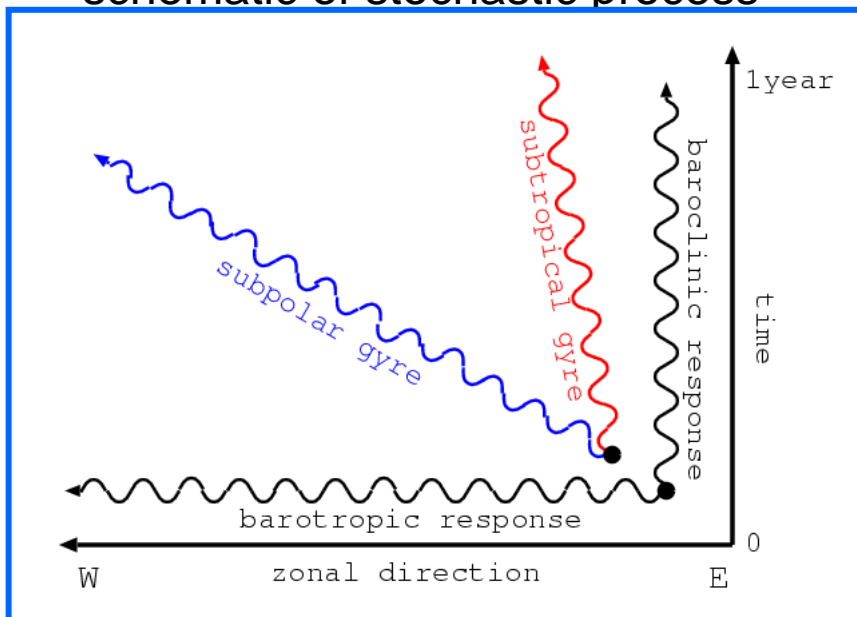


Correlation structure of SSH error: barotropic and baroclinic responses

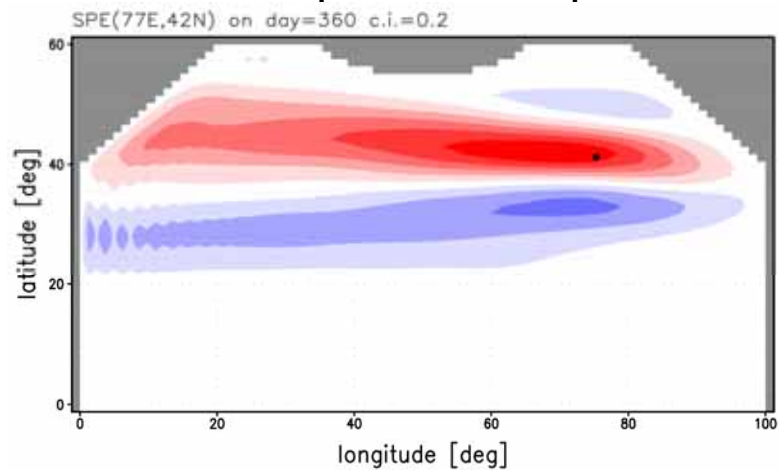
total SSH response



schematic of stochastic process



barotropic SSH response



Summary

Impact of wind stress error covariance in the 4DVAR analysis with one year integration period was studied.

Conclusions :

- Explicit specification of wind stress error covariance in 4DVAR system leads to implicit specification of wind stress curl error covariance of two independent terms.
- Wind stress error evokes quasi-independent baroclinic response and barotropic response that determine a structure of representer vector (interpolation kernel).
- Prior error in the *subtropical* gyre due to a wind stress error is dominated by baroclinic response. Prior error in the *subpolar* gyre is determined by both barotropic and baroclinic responses.

Future work ?:

- Modeling of wind stress curl and divergence error covariances explicitly